




ROTOR – PICTURED DIMENSIONS

INTRODUCTION

Please see the information below which gives detailed dimensions of a typical ROTOR installation.


DIMENSIONED PHOTOS



Dimensions of ROTOR – not including MCI



ROTOR – PICTURED DIMENSIONS



Dimensions of MCI.

These dimensions shows the MCI at a comfortable position when on a typical laboratory bench and being operated by 183cm (6ft) tall person. The MCI can be lowered if required.



ROTOR – PICTURED DIMENSIONS




MCI arm which fully adjustable

As can be seen from this photograph the arm which holds the MCI is fully adjustable for height and position.



ROTOR – PICTURED DIMENSIONS



Dimensions of screen above top of ROTOR when open

For cleaning and maintenance there will be the requirement for the front screen of the ROTOR to be opened for access. These dimensions show how much clearance is required for the screen when opened.